

# Benton County Election Commission

2109 W. Walnut, Rogers, AR 72756

FILED

Russell J. Anzalone  
Chairman

Harlan Stee  
Commissioner



Robbyn Turney  
Secretary

Kim Dennison  
Coordinator

2021 MAY 20 AM 10:31  
BETSY HARRELL  
CLERK & PROBATE CLERK  
BENTON COUNTY, AR

Office (479) 271-1049 - Fax (479) 271-5749  
[kimberly.dennison@bentoncountyar.gov](mailto:kimberly.dennison@bentoncountyar.gov)

## OFFICIAL CERTIFICATION OF ELECTION RESULTS MAY 11, 2021 CITY OF LOWELL SPECIAL ELECTION

We, the undersigned Board of Election Commissioners, within and for the County of Benton and State of Arkansas hereby declare that votes cast by the electors of the City of Lowell Special Election held on the 11<sup>th</sup> day of May, 2021 were tabulated by automatic tabulating equipment at a central location at the Benton County Election Commission Office, 2109 W. Walnut, Rogers, Arkansas; and that the attached report as printed by such automatic tabulating equipment represents the official returns of the precinct, including early and absentee votes cast, and is true and correct to the best of our knowledge, information and belief.


We further declare that:


The number of outstanding absentee ballots of overseas voters is 0;


The number of provisional ballots is 1;

Of the 1 provisional ballot(s) 1 was counted and 0 was not counted.

Signed this 18<sup>th</sup> day of May, 2021.

  
Russell J. Anzalone, Chairman

  
Robbyn Turney, Secretary

  
Harlan Stee, Commissioner

Attest:   
Betsy Harrell, County Clerk

2021 2952

SUMMARY REPT-GROUP DETAIL

Lowell Special Election  
Benton County, AR  
May 11, 2021

Official Results

Run Date:05/18/21 06:04 PM

Report EL45A Page 001

	TOTAL VOTES	%	ABS	EV	ED
PRECINCTS COUNTED (OF 5)	5	100.00			
REGISTERED VOTERS - TOTAL	5,173				
BALLOTS CAST - TOTAL	332			2	63
BALLOTS CAST - BLANK	0			0	0
VOTER TURNOUT - TOTAL		6.42			
VOTER TURNOUT - BLANK					
ORDINANCE NO. 1075					
(VOTE FOR) 1					
FOR	285	85.84		2	54
AGAINST	47	14.16		0	9

2021 MAY 20 AM 10:31  
 DEJAY HARRELL  
 CO. CLERK  
 BENTON COUNTY, AR

**FILED**

SUMMARY REPORT

Lowell Special Election  
Benton County, AR  
May 11, 2021

Official Results  
**FILED**

Run Date:05/18/21 06:04 PM

2021 MAY 20 AM 10:31

BETSY HARRELL  
CO & PROBATE CLERK  
BENTON COUNTY, AR

VOTES PERCENT

PRECINCTS COUNTED (OF 5)	5	100.00
REGISTERED VOTERS - TOTAL	5,173	
BALLOTS CAST - TOTAL	332	
BALLOTS CAST - BLANK	0	
VOTER TURNOUT - TOTAL		6.42
VOTER TURNOUT - BLANK		

ORDINANCE NO. 1075

(VOTE FOR) 1

FOR	285	85.84
AGAINST	47	14.16

Run Date:05/18/21 06:04 PM

Report EL30A Page 0042-01

0042 Precinct 42

	TOTAL VOTES	%	ABS	EV	ED
REGISTERED VOTERS - TOTAL . . . . .	1,880				
BALLOTS CAST - TOTAL . . . . .	126			1	31
BALLOTS CAST - BLANK . . . . .	0			0	0
VOTER TURNOUT - TOTAL . . . . .		6.70			
VOTER TURNOUT - BLANK . . . . .					

ORDINANCE NO. 1075  
(VOTE FOR) 1

FOR . . . . .	108	85.71	1	23	84
AGAINST . . . . .	18	14.29	0	8	10

**FILED**

2021 MAY 20 AM 10:31

BETSY HARRELL  
CO. CLERK  
BENTON COUNTY, AR

Run Date:05/18/21 06:04 PM

Report EL30A Page 0048-01

0048 Precinct 48

	TOTAL VOTES	%	ABS	EV	ED
REGISTERED VOTERS - TOTAL . . . . .	2				
BALLOTS CAST - TOTAL. . . . .	0		0	0	0
BALLOTS CAST - BLANK. . . . .	0		0	0	0
ORDINANCE NO. 1075					
(VOTE FOR) 1					
FOR . . . . .	0		0	0	0
AGAINST . . . . .	0		0	0	0

**FILED**  
 2021 MAY 20 AM 10:31  
 BETSY HARRELL  
 CO. & PROBATE CLERK  
 BENTON COUNTY, AR

Run Date:05/18/21 06:04 PM

Report EL30A Page 0049-01

0049 Precinct 49

	TOTAL VOTES	%	ABS	EV	ED
REGISTERED VOTERS - TOTAL . . . . .	1,738				
BALLOTS CAST - TOTAL . . . . .	121			0	12
BALLOTS CAST - BLANK . . . . .	0			0	0
VOTER TURNOUT - TOTAL . . . . .		6.96			
VOTER TURNOUT - BLANK . . . . .					

ORDINANCE NO. 1075

(VOTE FOR) 1

FOR . . . . .	102	84.30	0	11	91
AGAINST . . . . .	19	15.70	0	1	18

BEISSY HARRRELL  
CO & PROBATE CLERK  
BENTON COUNTY, AR

2021 MAY 20 AM 10:31

**FILED**

Run Date:05/18/21 06:04 PM

Report EL30A Page 0084-01

0084 Precinct 84

	TOTAL VOTES	%	ABS	EV	ED
REGISTERED VOTERS - TOTAL . . . . .	202				
BALLOTS CAST - TOTAL . . . . .	13		0	4	9
BALLOTS CAST - BLANK . . . . .	0		0	0	0
VOTER TURNOUT - TOTAL . . . . .		6.44			
VOTER TURNOUT - BLANK . . . . .					

ORDINANCE NO. 1075

(VOTE FOR) 1

FOR . . . . .	12	92.31	0	4	8
AGAINST . . . . .	1	7.69	0	0	1

BETSY HARRELL  
CO & PROBATE CLERK  
BENTON COUNTY, AR

2021 MAY 20 AM 10:31

FILED

Run Date:05/18/21 06:04 PM

Report EL30A Page 0117-01

0117 Precinct 117

	TOTAL VOTES	%	ABS	EV	ED
REGISTERED VOTERS - TOTAL . . . . .	1,351				
BALLOTS CAST - TOTAL . . . . .	72			1	16
BALLOTS CAST - BLANK . . . . .	0			0	0
VOTER TURNOUT - TOTAL . . . . .		5.33			
VOTER TURNOUT - BLANK . . . . .					

ORDINANCE NO. 1075  
(VOTE FOR) 1

FOR . . . . .	63	87.50	1	16	46
AGAINST . . . . .	9	12.50	0	0	9

2021 MAY 20 AM 10:31  
BETSY HARRELL  
CO. CLERK  
BENTON COUNTY, AR

FILED